

OUR NEW STUDENTS

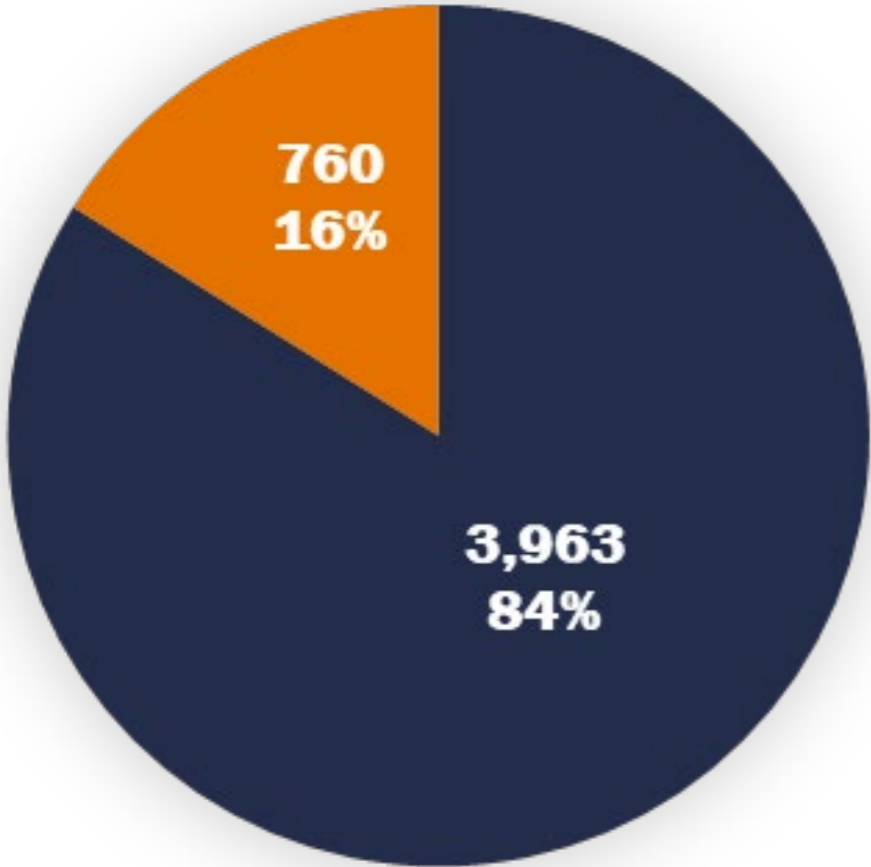
ENROLLING FALL 2021

STEPHEN FARMER

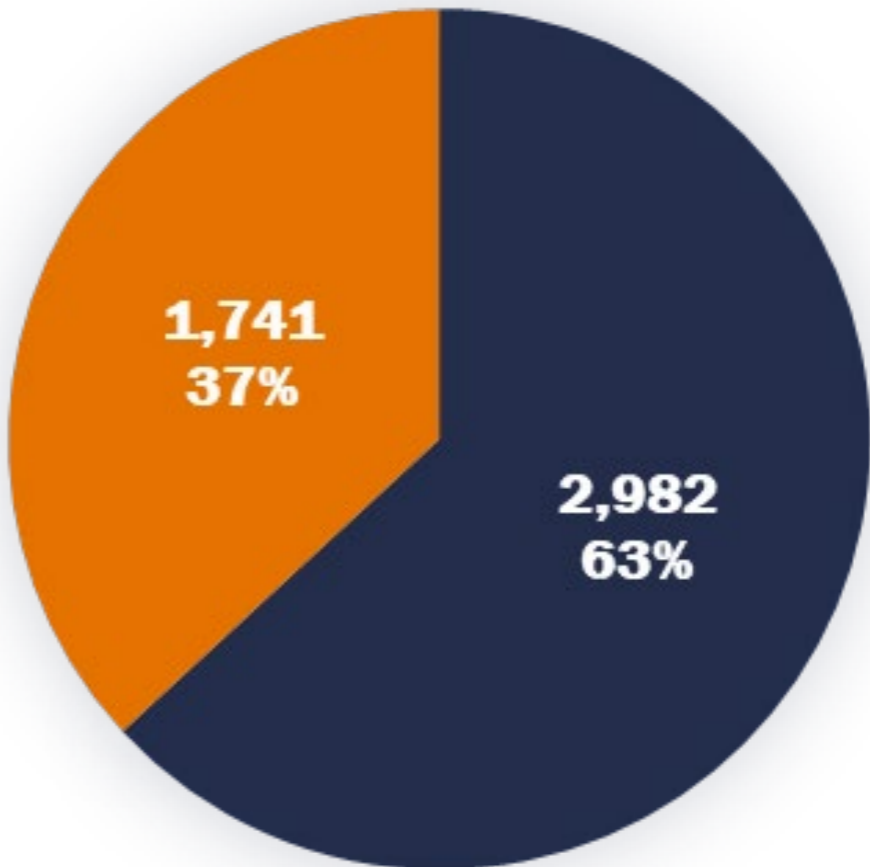
VICE PROVOST FOR ENROLLMENT



4,723 NEW UNDERGRADUATES



■ First Year ■ Transfer



■ Virginian ■ Out of State

Preliminary as of May 17, 2021

WHO THEY ARE

110 Virginia counties and cities


327 Virginia high schools

19 Virginia community colleges

42% born in Virginia (**65%** of Virginians)

3% born in Charlottesville

1 born in 1957



Preliminary as of May 17, 2021

WHO THEY ARE

- 49** states and territories
- 90** countries
- 43** first languages
- 6%** foreign national



Preliminary as of May 17, 2021

WHO THEY ARE

- 13%** first-generation college
- 2%** first-generation high school
- 58%** parent with graduate degree
- 14%** parent with UVA degree



Preliminary as of May 17, 2021

WHO THEY ARE

16% historically underrepresented

1% American Indian or Alaska Native

9% Black or African American

7% Hispanic or Latinx

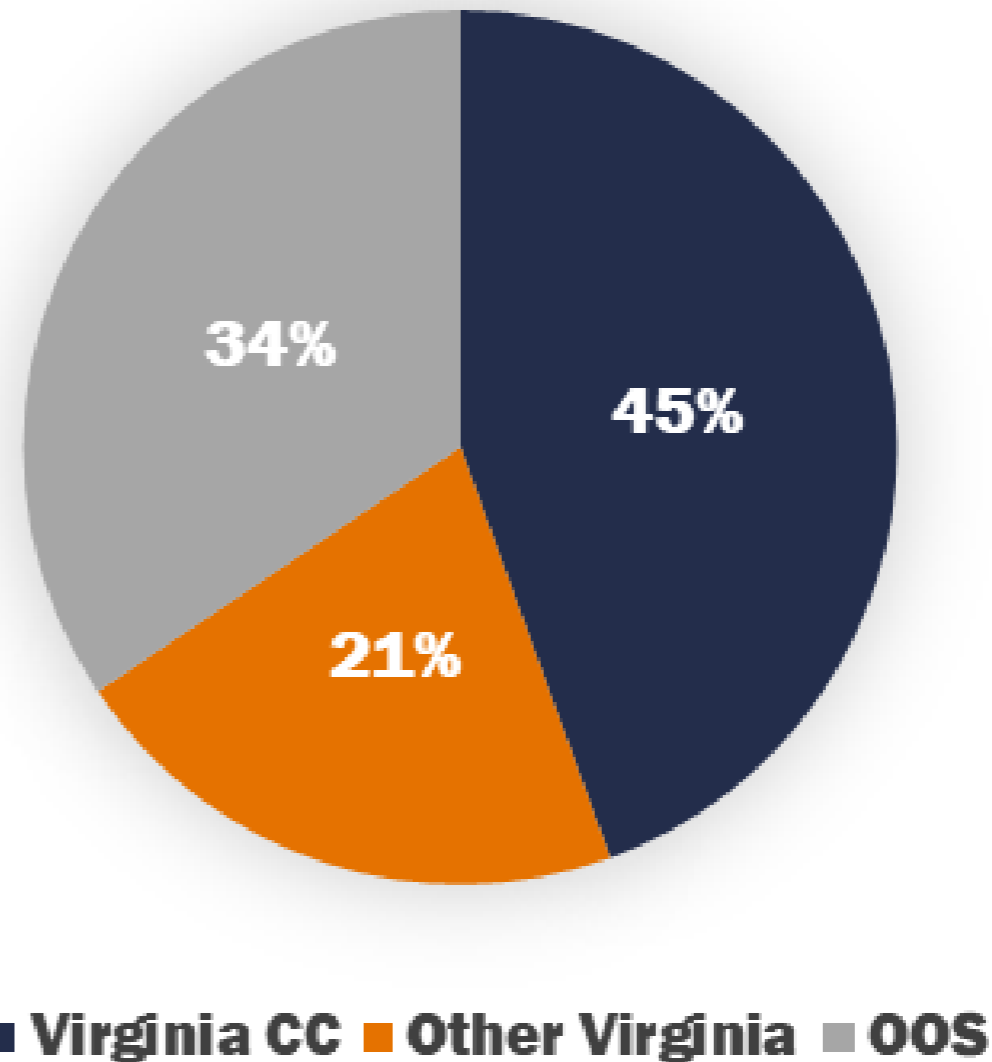
Preliminary as of May 17, 2021

WHAT THEY'VE ACHIEVED—TRANSFER

3.75 average GPA

310 previously applied

22 enrolling through
Year at Wise



Preliminary as of May 17, 2021

WHAT THEY'VE ACHIEVED—FIRST YEAR

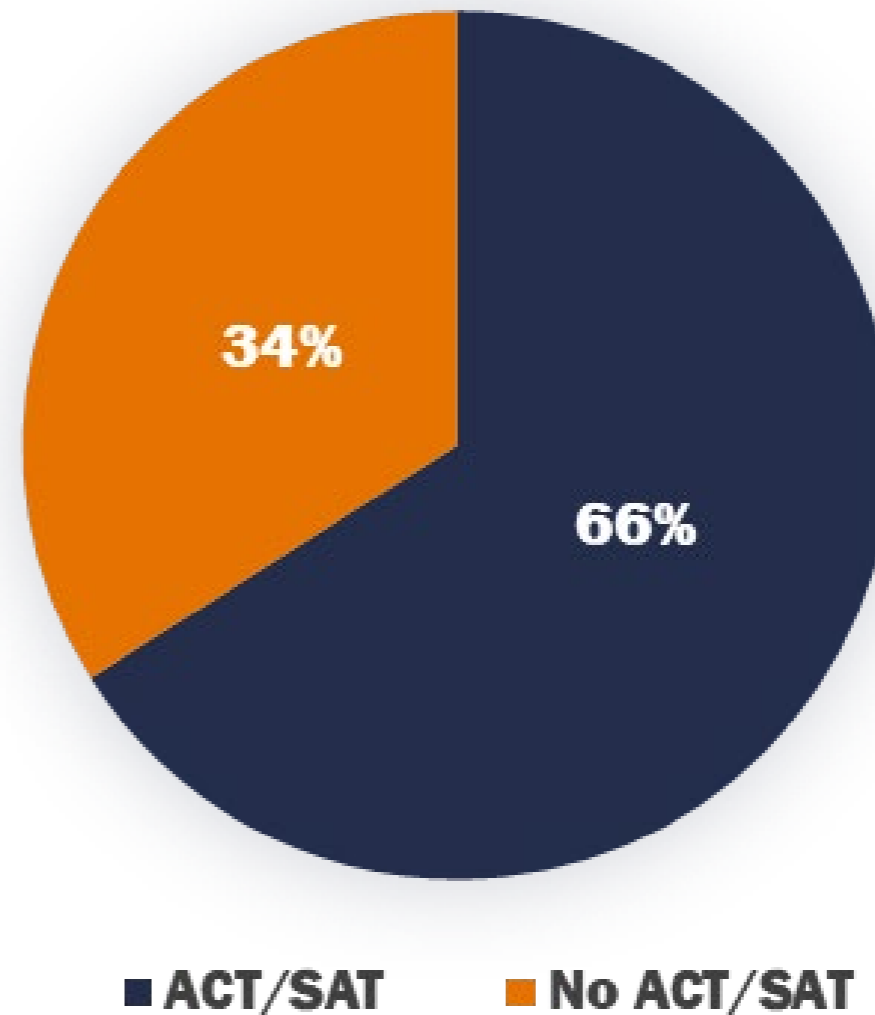
89% top 10 percent

1420 SAT 25th percentile

1520 SAT 75th percentile

32 ACT 25th percentile

35 ACT 75th percentile



Preliminary as of May 17, 2021

WHAT THEY'VE ACHIEVED—FIRST YEAR

80% were inducted into an honor society

66% pursued an academic interest outside classroom

47% conducted research outside classroom



Preliminary as of May 17, 2021

WHAT THEY'VE DONE—FIRST YEAR

91% served their communities

75% played a sport

51% participated in drama, music, or other arts

46% held a paying job during school year

15% provided daily or near-daily care for family member

10% helped family with household expenses

Preliminary as of May 17, 2021

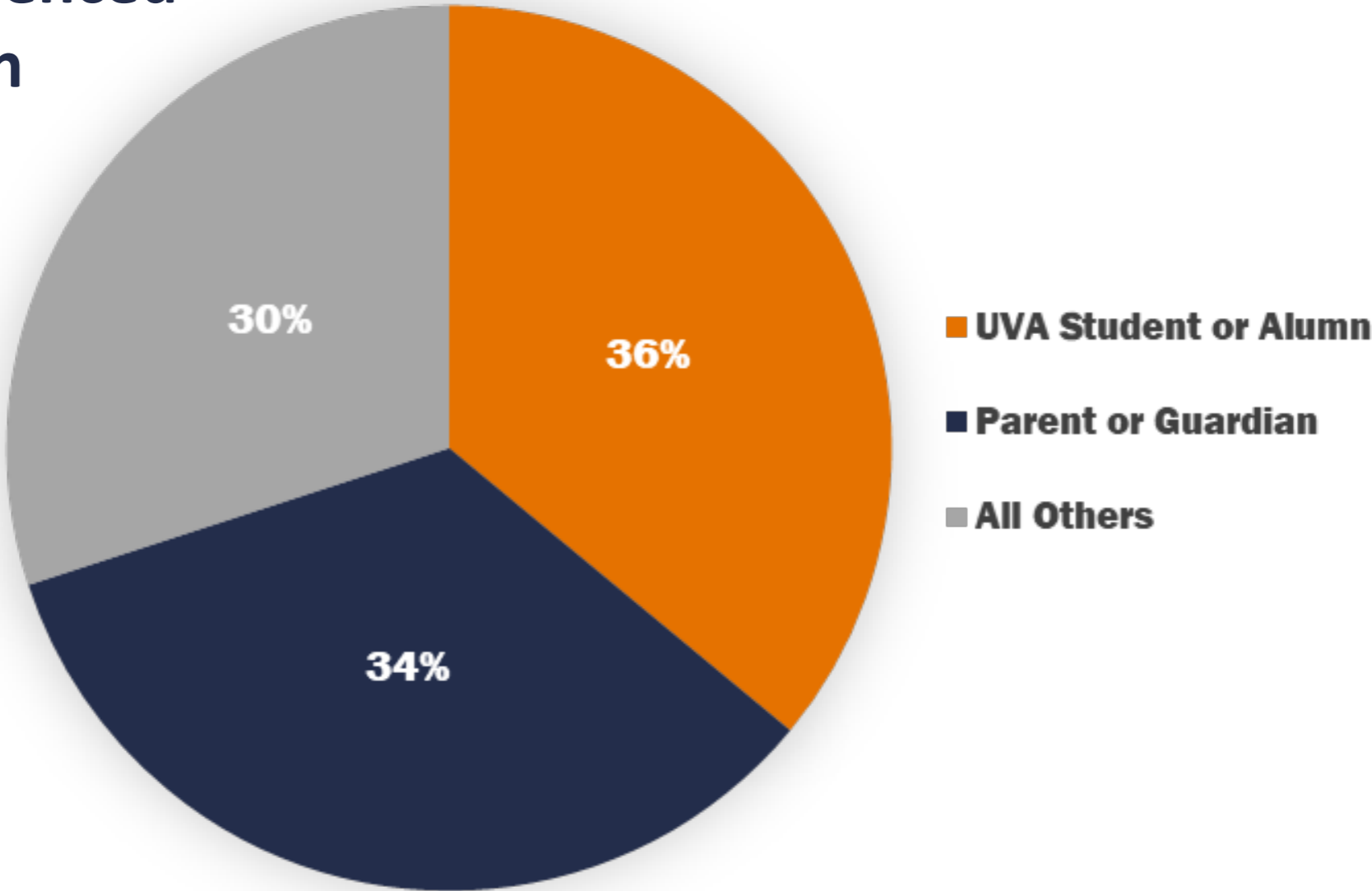
WHAT THEY'VE DONE—FIRST YEAR

- 90%** listened to someone whose opinions differed from their own
- 83%** socialized with someone of another racial or ethnic group
- 67%** changed their minds about an important issue

Preliminary as of May 17, 2021

WHY UVA—FIRST YEAR

Who most influenced your impression of UVA?



Preliminary as of May 17, 2021

WHY UVA—FIRST YEAR

Compared to my second-choice school:

80% UVA offers a better overall experience (**40:1**)

80% UVA offers a better academic experience (**34:1**)

72% UVA will be a better value (**15:1**)

Preliminary as of May 17, 2021

WHY UVA—FIRST YEAR

Compared to my second-choice school:

- 63%** UVA will give me a better chance of staying connected with my community (**8:1**)
- 60%** UVA will give me a better chance to be my authentic self (**11:1**)
- 56%** The diversity of the student body at UVA will help me learn more (**7:1**)

Preliminary as of May 17, 2021

WHY UVA?

“A big part of my decision was the personal response I received from both the President and the Dean of Admission when updating my application via email. I felt very comfortable knowing that the administration at the University of Virginia found the time in their busy day to respond to an applicant.

“... it was clear to me that all students are important at UVA, even the ones who are not admitted yet. All other schools restricted engagement or ignored communication until I was admitted, then they began to act the way UVA did all along.”

WHY UVA?

“I am grateful for the opportunity to study at UVA. My family is very low income (income of \$25k/yr for a family of five), so the ability to have a near full-ride at a school with high academic rigor—and a stellar reputation—is not something I will take for granted. ...

“I’m not sure what the next four years will have in store for me in Charlottesville, but I am sure that I will make the most of every moment.”