



Board of Visitors Finance Committee Meeting

April 13, 2021



2021-2022 Tuition and Fee Proposal

Undergraduate
Tuition

0%

Graduate
Tuition

0%–6.4%
market-based

Mandatory Fees

+\$114

\$75 of increase is
associated with an expansion of
student health and wellness services
in a new facility.

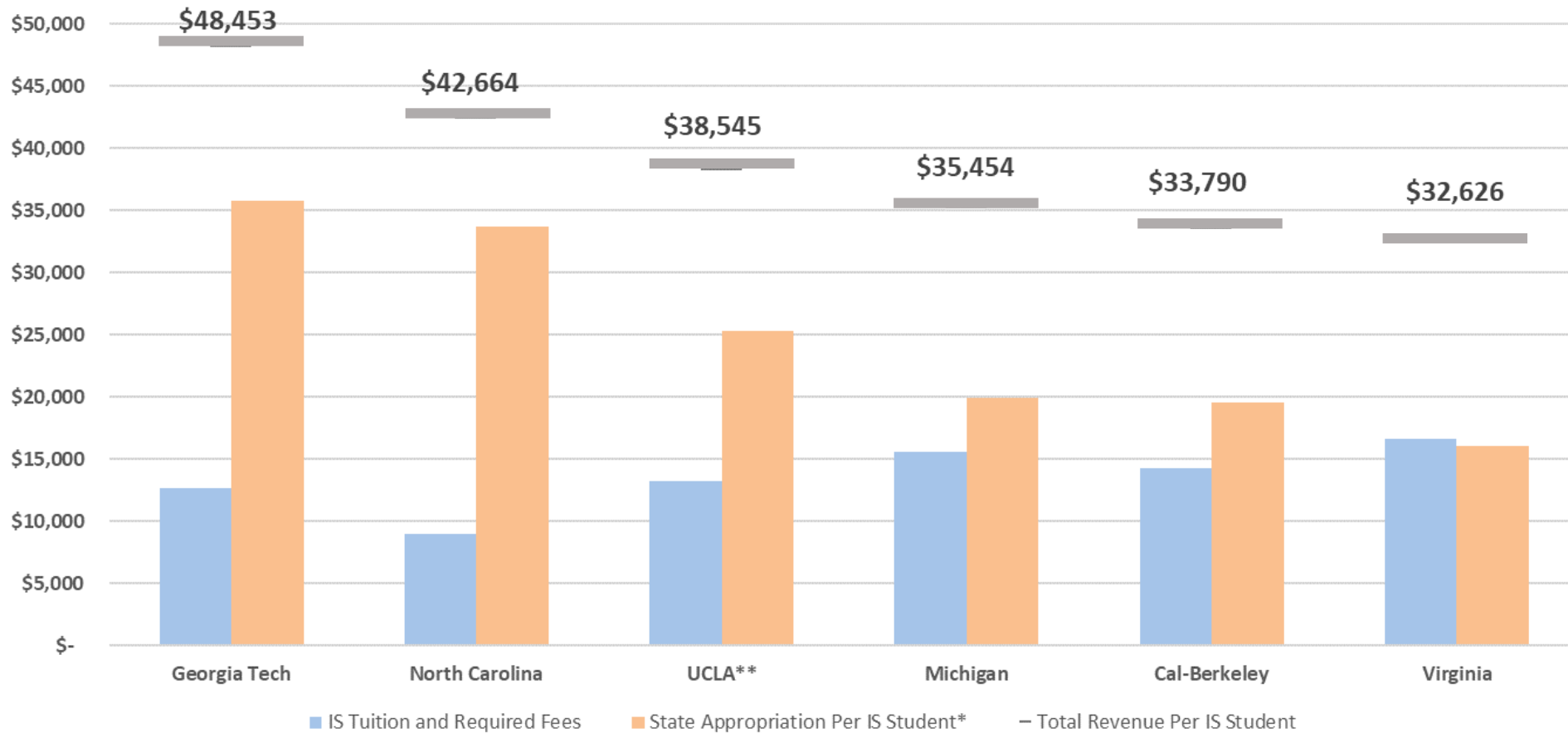
Room, Board

2.3%, 2.7%

Base In-State UG Tuition vs. HEPI + 1%

	Increase	HEPI	HEPI + 1%
2021-22	0.0%	1.9%	2.9%
2020-21	3.6%	3.0%	4.0%
2019-20	0.0%	2.6%	3.6%
2018-19	2.4%	3.0%	4.0%
2017-18	2.2%	1.5%	2.5%
2016-17	1.5%	2.0%	3.0%
Total over 6 yrs	9.7%	14.0%	20.0%
<i>Average Increase</i>	<i>1.6%</i>	<i>2.3%</i>	<i>3.3%</i>

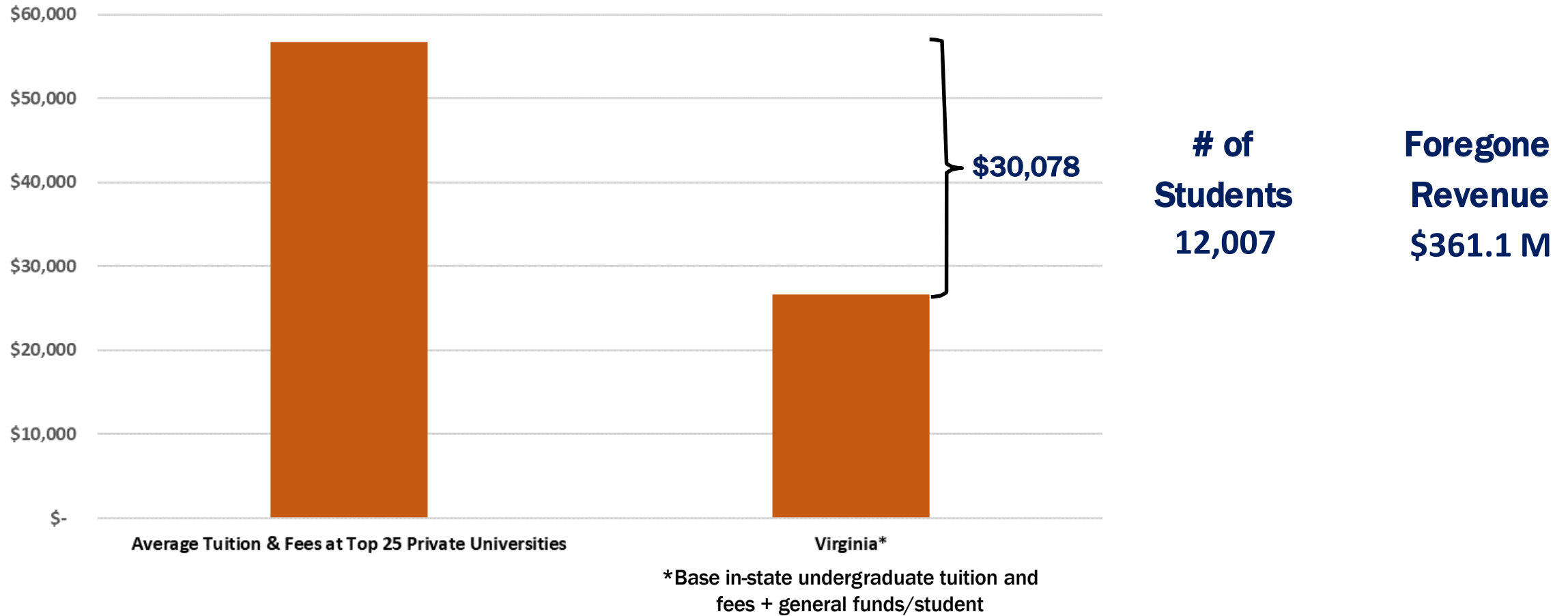
2019-20 Tuition and Required Fees vs State Appropriation Per In-State Student Benchmark



*State appropriation values sourced from the 2020 audited financial statements.

**UCLA state appropriation is an estimate due to unavailability of 2020 audited financial statement.

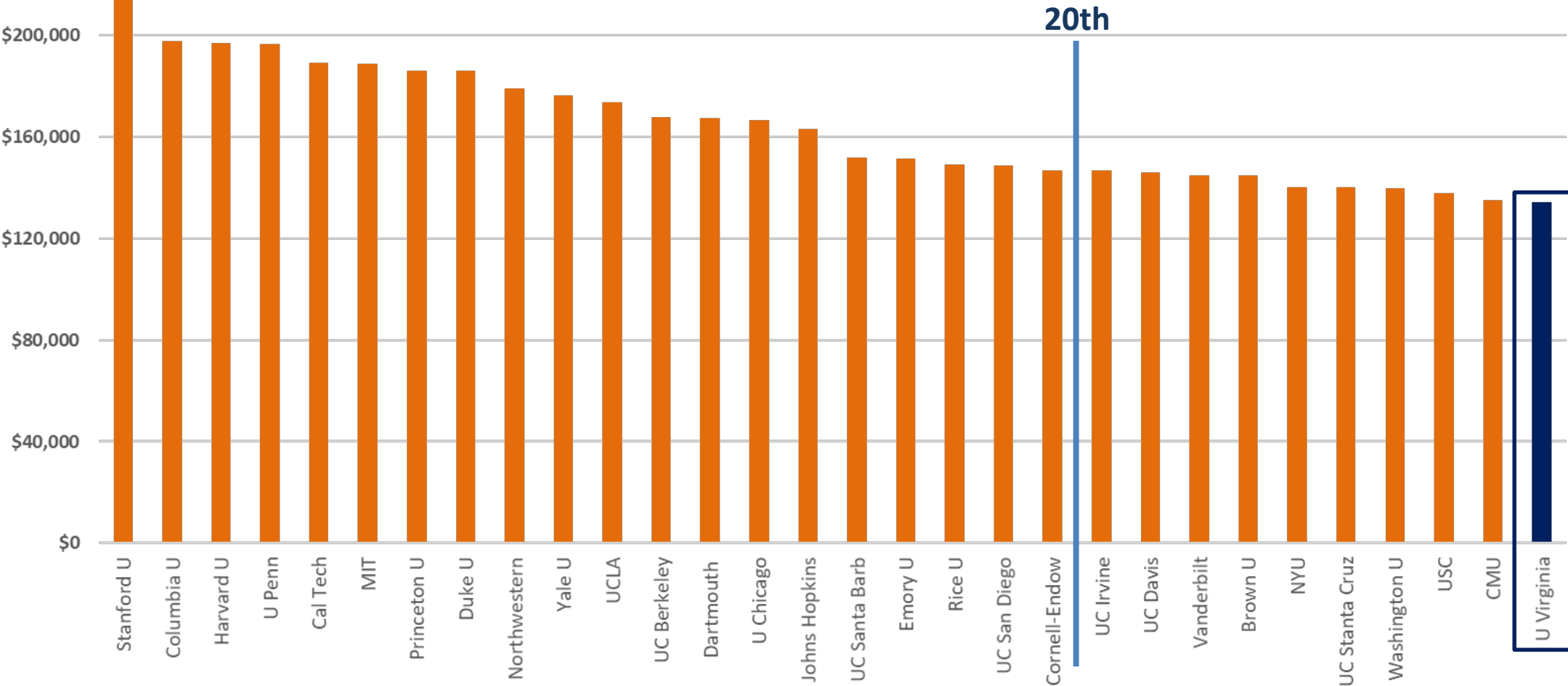
2020-21 Private University Tuition & Fees (Top 25 USNWR) vs. UVA In-state Tuition, Fees, and General Funds



October 2013 BOV Resolution to Pay Nationally Competitive Faculty Salaries

- The University historically measures its average faculty salary as compared to AAU peers.
- In 2012-13, the University ranked 34th among its AAU peers.
- In February 2013, the Board approved a resolution aspiring to achieve a top 20 AAU faculty salary ranking by June 2017.
- By 2016-17, the University ranked 27th among its AAU peers.
- The AAU peer ranking dropped to 30th in 2019-20.

2019-20 UVA Faculty Salary vs. Top 30 AAU Peers



2021-2022 College at Wise Tuition and Fees Proposal

Tuition

3.0%

Mandatory Fees

3.0%

Room, Board

2.0%, 4.0%

