

# Faculty Senate Update: March 1, 2024







KEY  
ISSUES

<https://facultysenate.virginia.edu/content/about>



## **Current Purpose Statement**

The Faculty Senate represents all faculties of the University with respect to all academic functions such as the establishment and termination of degree programs, major modifications of requirements for existing degrees, and action affecting all faculties, or more than one faculty, of the University.

# Proposed Statement

a. The Faculty Senate represents the faculty of the University as a deliberative, self-governing body, advancing the welfare and excellence of the University and its community.

# Proposed Statement

- a. The Faculty Senate represents the faculty of the University as a deliberative, self-governing body, advancing the welfare and excellence of the University and its community.
- b. The Senate advises the President, Provost, and the Rector and Board of Visitors concerning academic, institutional, and other matters.

# Proposed Statement


- a. The Faculty Senate represents the faculty of the University as a deliberative, self-governing body, advancing the welfare and excellence of the University and its community.
- b. The Senate advises the President, Provost, and the Rector and Board of Visitors concerning academic, institutional, and other matters.
- c. The Senate collaborates with other constituencies to further the mission of the University.



# Proposed Statement

- a. The Faculty Senate represents the faculty of the University as a deliberative, self-governing body, advancing the welfare and excellence of the University and its community.
- b. The Senate advises the President, Provost, and the Rector and Board of Visitors concerning academic, institutional, and other matters.
- c. The Senate collaborates with other constituencies to further the mission of the University.
- d. The Senate has oversight of the academic functions of approving the establishment, modification, and termination of degree programs and other academic credentials.

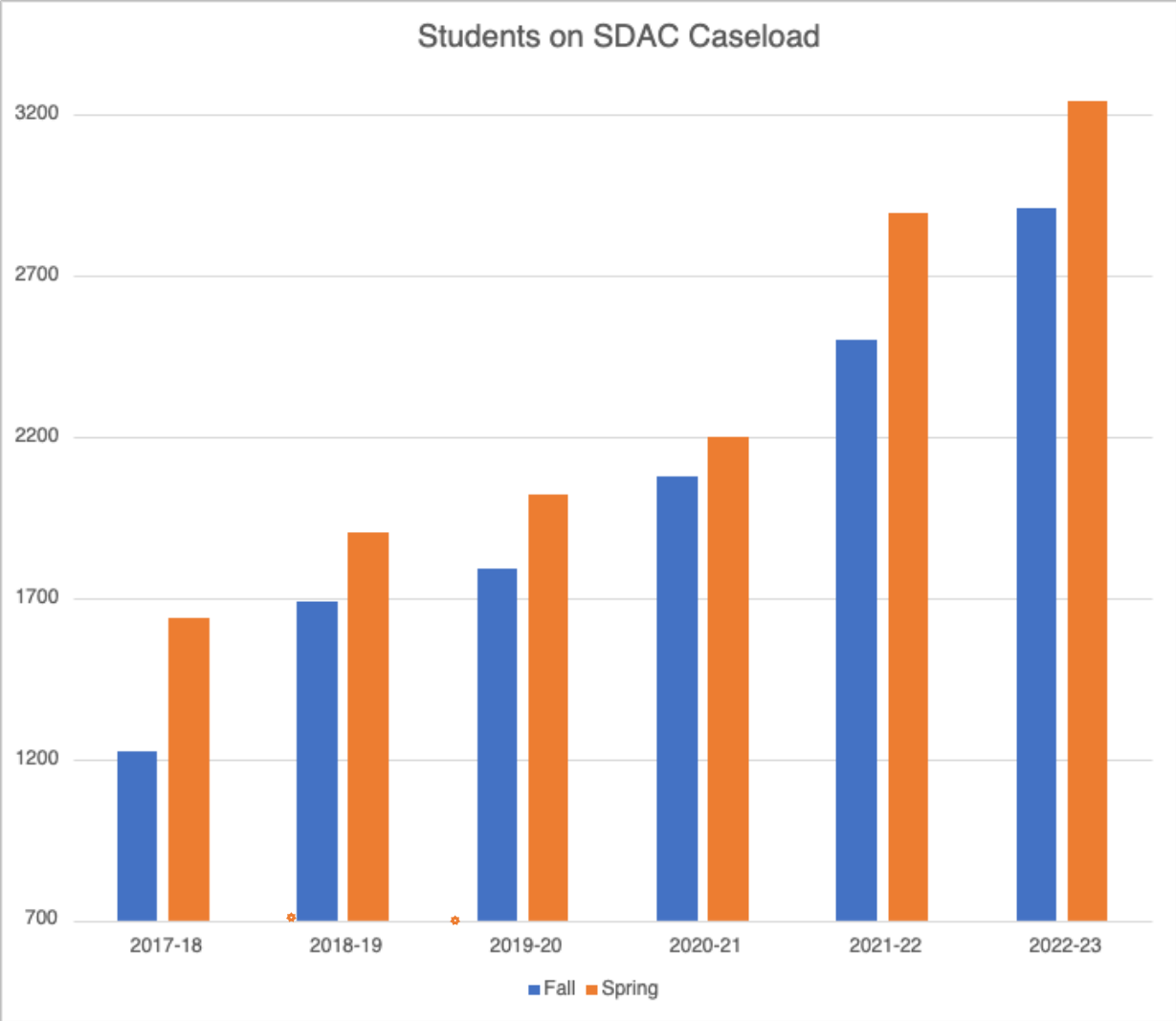
By clarifying the purpose and roles of the Senate, we can ensure we are taking appropriate action to support faculty and the University's Mission



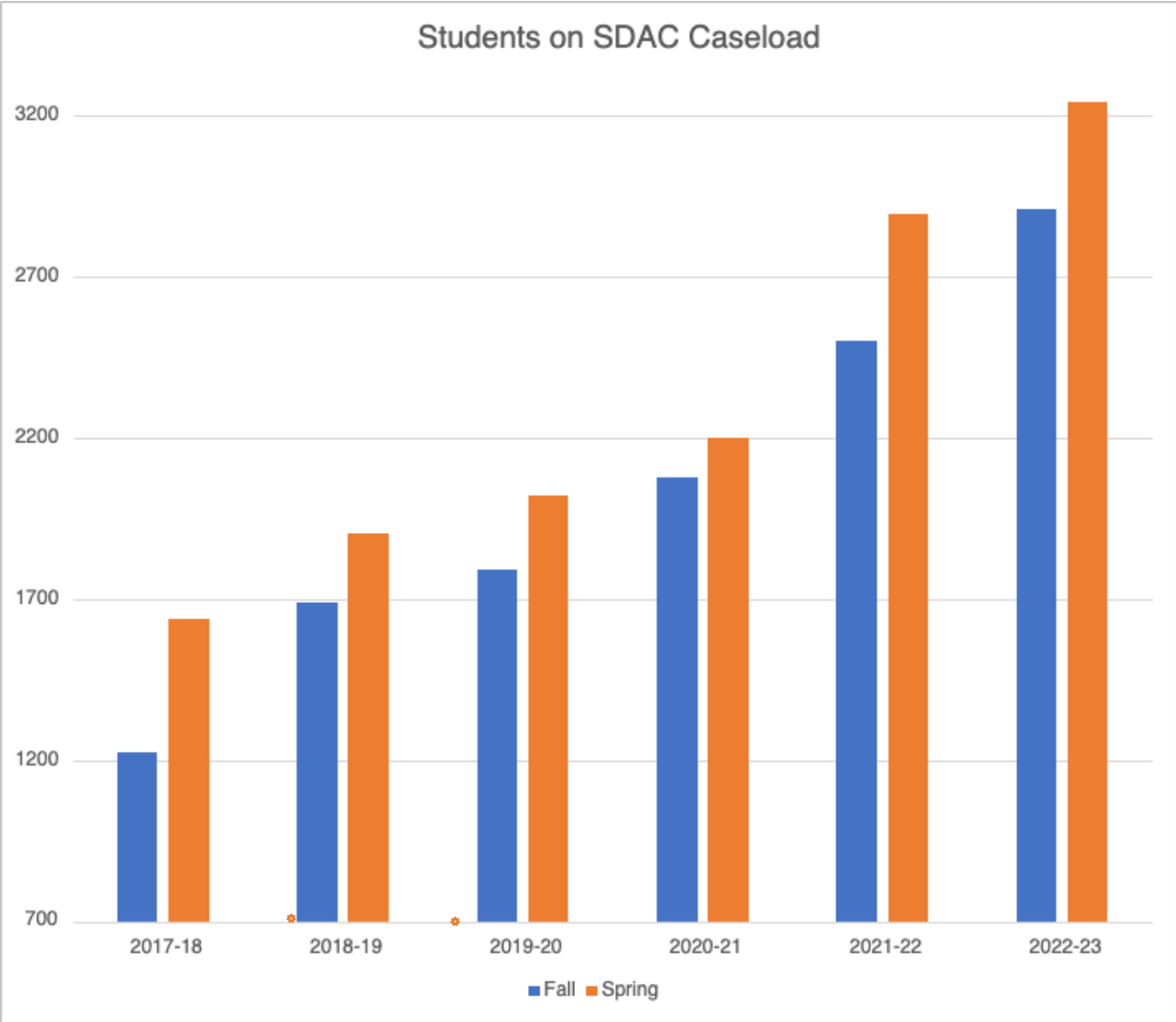


Supporting Students with  
Disabilities & Faculty at U.Va

# U.Va-Specific Data: Registered Students with Disabilities

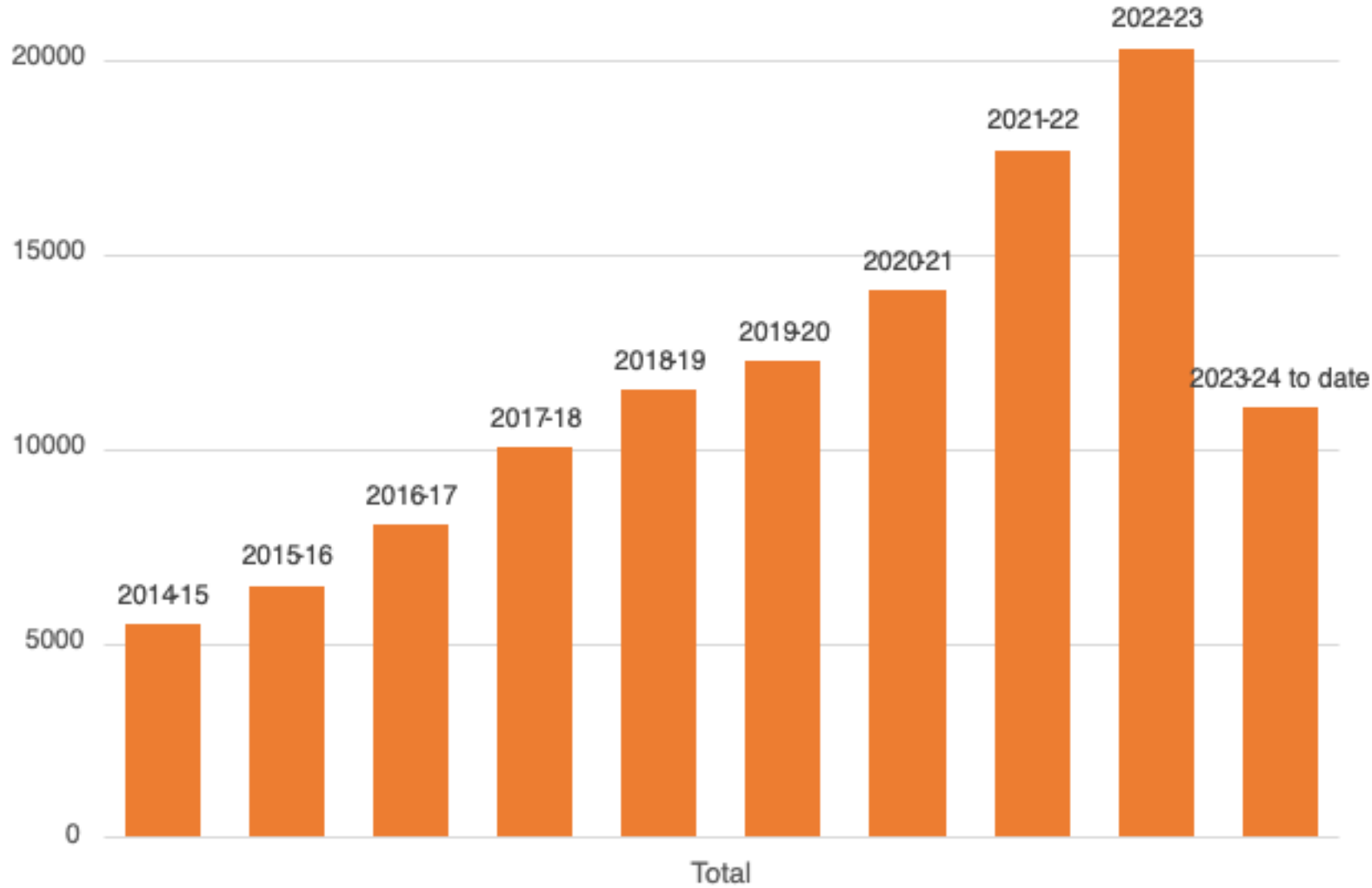


# U.Va-Specific Data: Registered Students with Disabilities

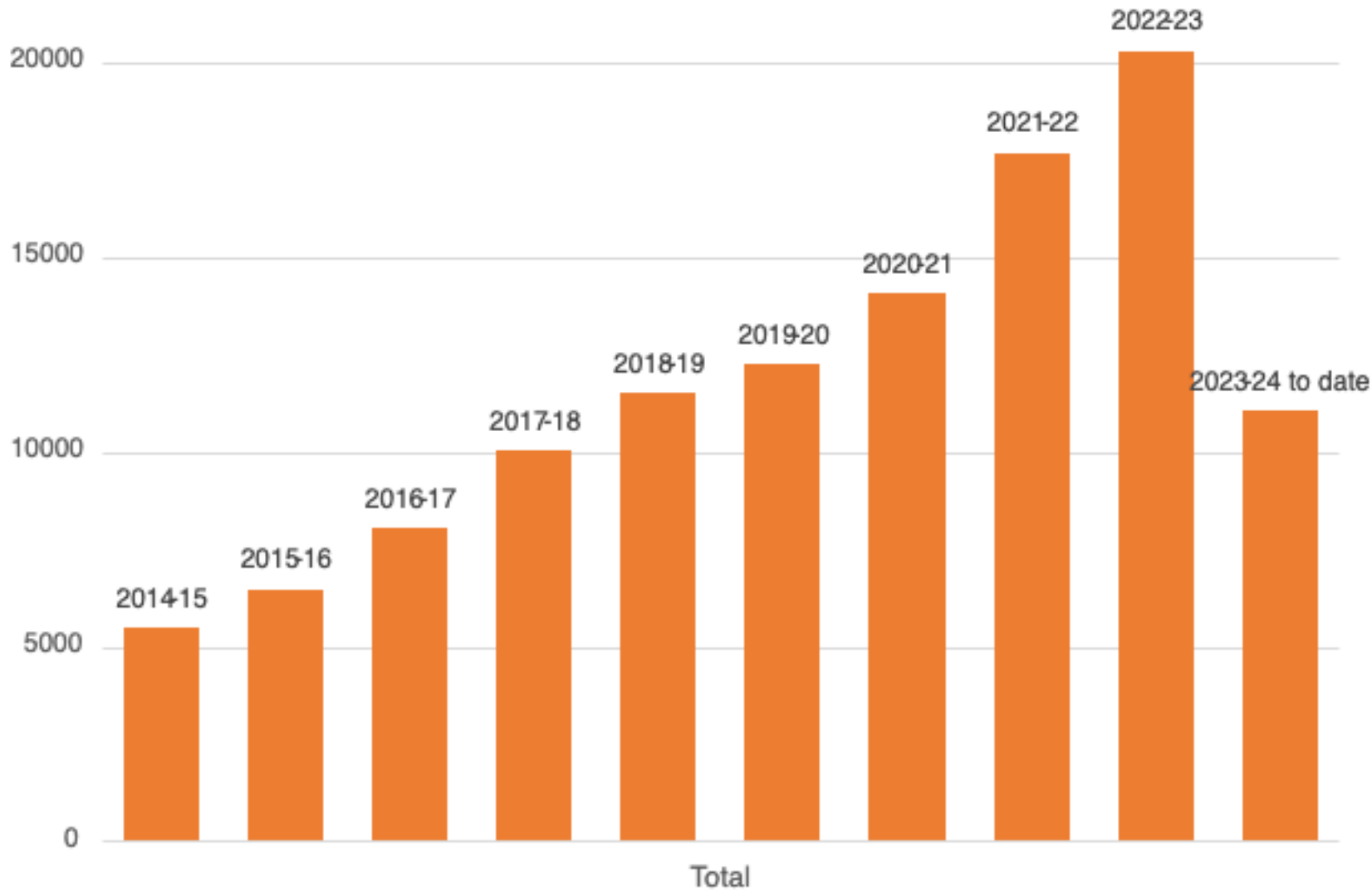


~14% of Students

# Accommodation Requests to Faculty per Academic Year



# Accommodation Requests to Faculty per Academic Year



# National Numbers of Students w/ Disabilities

## National Center for Education Statistics

Table 3.12.

**DISABILITIES: Percentage of undergraduates who reported some type of disability and, among those who did, percentage distribution of main type of disability, by control and level of institution and selected student characteristics: 2015–16**

Control and level of institution and selected student characteristics	Any disability <sup>1</sup>	Main type among students with disabilities							
		Visual	Hearing	Speech	Ortho- pedic	Specific learning disability	Attention deficit disorder	Mental illness/ depression	Other <sup>2</sup>
<b>Total</b>	<b>19.5</b>	<b>4.2</b>	<b>3.9</b>	<b>1.3</b>	<b>5.9</b>	<b>3.5</b>	<b>26.4</b>	<b>40.0</b>	<b>14.7</b>
Type of institution									
Public	19.3	4.1	3.6	1.4	5.5	3.8	27.6	39.9	14.2
Less-than-2-year	20.9	‡	8.1!	‡	‡	‡	31.6	37.4	16.2
2-year	20.8	4.6	4.5	1.3	6.2	4.7	27.2	36.0	15.5
4-year	17.7	3.4	2.4	1.4	4.5	2.8	28.1	45.0	12.4
Non-doctorate-granting	18.4	3.9	2.4	1.9!	5.8	3.6	25.0	42.4	15.2
Primarily subbaccalaureate <sup>3</sup>	20.0	3.8!	2.1!	1.6!	5.8	5.0	22.8	41.3	17.7
Primarily baccalaureate	17.0	4.0!	2.6!	2.3!	5.7	2.1	27.3	43.4	12.6
Doctorate-granting	17.4	3.2	2.4	1.1	3.8	2.4	29.7	46.3	11.1

*Digest of Education Statistics, 2019. Profile of Undergraduate Students: Attendance, Distance and Remedial Education, Degree Program and Field of Study, Demographics, Financial Aid, Financial Literacy, Employment, and Military Status: 2015–16. (2019, January 1).*

[https://nces.ed.gov/programs/digest/d21/tables/dt21\\_311.10.asp](https://nces.ed.gov/programs/digest/d21/tables/dt21_311.10.asp)



# National Numbers of Student



## National Center for Education Statistics

Table 3.12.

**DISABILITIES: Percentage of undergraduates who reported some type of disability, percentage distribution of main type of disability, by control and level of institution and selected student characteristics: 2015–16**

Control and level of institution and selected student characteristics	Any disability <sup>1</sup>	Main type among students with disabilities							
		Visual	Hearing	Speech	Orthopedic	Specific learning disability	Attention deficit disorder	Mental illness/depression	Other <sup>2</sup>
<b>Total</b>	<b>19.5</b>	<b>4.2</b>	<b>3.9</b>	<b>1.3</b>	<b>5.9</b>	<b>3.5</b>	<b>26.4</b>	<b>40.0</b>	<b>14.7</b>
Type of institution									
Public	19.3	4.1	3.6	1.4	5.5	3.8	27.6	39.9	14.2
Less-than-2-year	20.9	‡	8.1!	‡	‡	‡	31.6	37.4	16.2
2-year	20.8	4.6	4.5	1.3	6.2	4.7	27.2	36.0	15.5
4-year	17.7	3.4	2.4	1.4	4.5	2.8	28.1	45.0	12.4
Non-doctorate-granting	18.4	3.9	2.4	1.9!	5.8	3.6	25.0	42.4	15.2
Primarily subbaccalaureate <sup>3</sup>	20.0	3.8!	2.1!	1.6!	5.8	5.0	22.8	41.3	17.7
Primarily baccalaureate	17.0	4.0!	2.6!	2.3!	5.7	2.1	27.3	43.4	12.6
Doctorate-granting	17.4	3.2	2.4	1.1	3.8	2.4	29.7	46.3	11.1

*Digest of Education Statistics, 2019. Profile of Undergraduate Students: Attendance, Distance and Remedial Education, Degree Program and Field of Study, Demographics, Financial Aid, Financial Literacy, Employment, and Military Status: 2015–16. (2019, January 1).*  
[https://nces.ed.gov/programs/digest/d21/tables/dt21\\_311.10.asp](https://nces.ed.gov/programs/digest/d21/tables/dt21_311.10.asp)

Faculty frequently run out of time to complete all the tasks on their list, and that is before extra requests from students come in (usually at the very last minute)...



- Faculty and staff need training on effective pedagogies to support ALL learners.
- Students need training on how to better advocate for themselves and appropriately request services and supports.



We need more and better training, but students and faculty also need more supports and physical space



# What are we planning?



We formed a committee and liaise with key personnel thinking about the scope of the issue and possible solutions...



Looking at U.Va processes, expenditures, and effectiveness compared to peers



We are preparing a presentation and budgetary request for 2024-25 to secure more supports for students and faculty. We anticipate this being a multi-year process of self-study, advocacy, and reprioritization of resources/personnel.








Combination of existing, new, and reconfigured resources is what we are working towards

We will request (and need) your support, ideas, and leadership on this



Issue of  
representation  
within Senate

We learn from experts and colleagues, and then report back to our constituents.



# President Ryan and Provost Baucom updated Senators on key University happenings and answered questions



U.Va Chief Information Security Officer Jason Belford and U.Va Chief Information Officer Kelly Doney updated Senators on threats to our network



Ombuds Monaco updated Senators about the function  
and availability of her office



# University Ombuds Office

---

**AMANDA L. MONACO, OMBUDS**

U.Va Director of Threat Assessment Ed Markowski and his team updated Senators on the work of their office, and provided resources to share

# *UVA Violence Prevention and Emergency Response*

DEPARTMENT OF SAFETY AND SECURITY

· FEBRUARY 2024



Associate Vice President, Office for Equal Opportunity and Civil Rights Emily Springton and Assistant Vice President and Title IX Coordinator Molly Zlock updated Senators on key work from their office and provided resources to share





# Associate Vice Provost Greg Roberts updated Senators on University admissions




Ms. Tichara Robertson Lewis (Student Council President) and Mr. Andreas Masiakos (Chair of the Representative Body) provided an update on the Student Council and pitched ideas for collaboration between our groups



Dr. Mimi Chapman, Past Chair of the Faculty Senate of UNC Chapel Hill,  
visited the Senate and provided thoughts on leadership



Finally, we conducted an election to identify the faculty's choice for representative to this body (and two alternates) for your consideration, and will in a forthcoming meeting elect next year's leadership



thank  
you

